


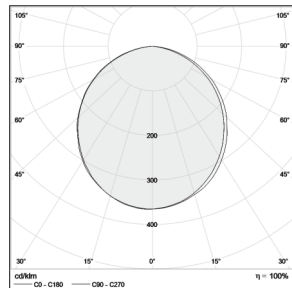
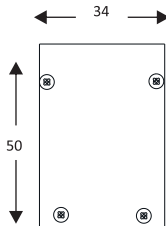
LED_Linear family	IP44	IK03			T _a 25					
-------------------	------	------	--	--	-------------------	--	--	--	--	--

THE FAMILY OF SURFACE MOUNT AND PENDANT LED LINEAR OPERATING AT 19.2W, 220-240 VAC INPUT. DELIVERING OUT STANDING PERFORMANCE OF 1920LM.

Surface mount and pendant linear system for indoor general lighting. The lumenline is a linear system of LED luminaires which can be integrated in most ceiling types to provide a discreet flexible general lighting solution for commercial and institutional environments such as offices and class rooms. Luminaire for indoor architectural linear lighting with LED color temperature is 6000 kelvin. A surface LED luminaire, flat direct LED with the top of the optical PC diffuser screen and extruded powder coating hard anodizing aluminum body, with aluminum end caps complete with silicone seals. Symmetric optic. Class I electrical and IP44 (IP54 just for option) with plug and play connector. Total power: 12 w/m, (slave luminaire for DALI control an option only with LED converter.) Chromaticity tolerance initial MacAdam: 3. Color rendering Ra > 80.



Dimensions: 1600 x 34 x 50 mm
Total power: 19.2w
Luminaire luminous flux: 1920 lm
Luminaire efficacy: 100 lm/w
Weight: 1.41 kg



Application

- Corridors
- Office
- General
- Parking

Correlated color temperature: 6000 kelvin
Rated median useful life: 50000h L70 at 25°C
Luminaire input power: 19.2 w

Mounting and installation

Pendant and surface mount using the accessories to be ordered separately.

Options:

