

# AMIN HIGH BAY

AREND


12PI101001

LED_Industrial family	IP44	Ik05		-	T <sub>a</sub> 25					
-----------------------	------	------	--	---	-------------------	--	--	--	--	--

**THE FAMILY OF PENDANT, INDUSTRIAL HIGH BAY OPERATING AT 100W, 220-240 VAC INPUT. DELIVERING OUT STANDING PERFORMANCE OF 9000LM.**

## Technical description

A modern and efficient LED pendant luminaire. Single point pendant LED high bay luminaire with medium beam optic (and adjustable beam angle in an option). Electronic, fixed output control gear, programmed for constant light output operation. Class I electrical, IP44 (IP54 just an option), IK05. Housing material: extruded hard anodizing aluminum body. Lens: polycarbonate. Equipped with quick fit electrical connection. Color rendering Index: 80. color temperature: 3000 kelvin.



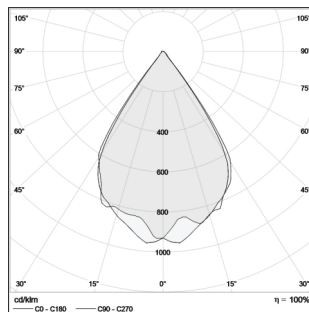
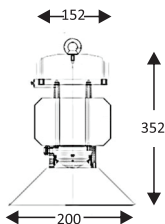
Dimensions: Ø200 x 352 mm

Total power: 100 w

Luminaire luminous flux: 9000 lm

Luminaire efficacy: 90 lm/w

Weight: 4.5 kg



## Application

- General industry application
- High rack warehouse
- Decorative

Correlated color temperature: 3000 kelvin  
Rated median useful life: 50000h L70 at 25°C  
Luminaire input power: 100 w

## Mounting and installation

Installation without removing lamp(s) and cover. Individual, with hooks or bracket.

Options:

