

TABAN SQUARE
12PDL700402

LED_Downlight family	IP20	IK03		-	T _a 25				
----------------------	------	------	--	---	-------------------	--	--	--	--

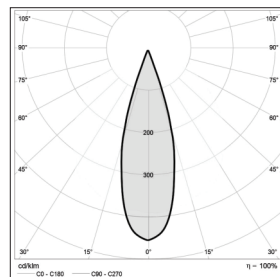
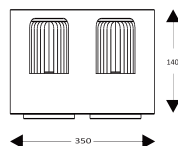
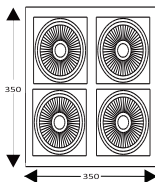
FAMILY OF RECESSED, LED MULTI DOWNLIGHT OPERATING AT 4x35W. 220-240 VAC INPUT DELIVERING- OUT STANDING PERFORMANCE OF 4x3300LM.

Technical description

Taban is offered in LED version with different optional reflectors for different beam angles. Directed light distribution, energy saving, glare control, and aesthetically beautiful design are among the highlights of this multi-down light. visually comfortable light for working living and learning. light where you need it, accommodate different. Body is Extruded aluminum profiles, White powder coated high pressure die-cast aluminum in combination with black powder coated cold rolled steel sheet. Reflector is anodized aluminum sheet and diffuser is PMMA. IP20 (IP44 just for option), Ik03. (LED color temperature is 4000 kelvin). Up to 80% energy saving compared to halogen. Downlight luminair with 4x35, warm with and cool white led for in door applications, Robust luminaries housings made of aluminum. All LEDs are with in 3 steps macadam ellipse to ensure color consistency.



Dimensions: 350 x 350 x 140 mm
 Total power: 4x35 w
 Luminaire luminous flux: 4x3300 lm
 Luminaire efficacy: 94 lm/w
 Weight: 2.6 kg



Application

- Restaurant
- Hotel
- Retail

Correlated color temperature: 4000 kelvin
 Rated median useful life: 50000h L70 at 25°C
 Luminaire input power: 4x35 w

Mounting and installation

Suitable for indoor recessed, ceiling mounting, cut out dimension:130x340mm. Simple installation with fitting springs.

Options: Body: